

SL-135U Dead Bolt Lock (For Surface-mounted type) Installation Manual

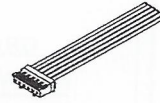
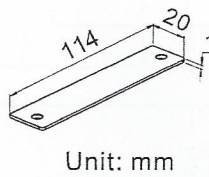
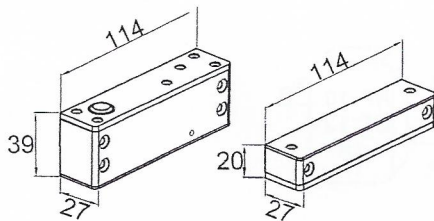
※ Accessories

Lock body X 1

Shims X2

5 6-PIN Connector

M4X40mm Screws X 6
M4X55mm Screws X 2



Screw cover stickers X6



※ Features

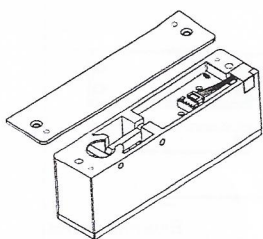
- ⊙ Integrated surface-mounted designed for easy installation.
- ⊙ Use for 90°~180° open hollow metal or solid wooden doors.
- ⊙ Built-in microcontroller. Automatic current output control according to the door leaf position. The current is being lowered to 210mA after 6 seconds of door leaf positioning in order to cut down power consumption and lower the temperature of the lock body.
- ⊙ Special wearable design. Mechanical life of more than 500,000 times.
- ⊙ Adjustable wiring hole according to the environment.
- ⊙ Adjustable lock time(0 sec. & 3 sec.).
- ⊙ 1 set of push button control contact is available.
- ⊙ Lock indicator is available for lock status.

※ Specifications

Power supply	DC 12VDC 24V ± 10%
Operation current	DC 12V Operation:570mA ± 10% Standby:210mA ± 10% DC 24V Operation:280mA ± 10% Standby:110mA ± 10%
Delay Time	0,3 sec. (Adjustable)
Lock status sensor	Door position reed contact (0.25A@30VDC)
Operation temperature	Maximum 41°C (Room temperature 30°C)
Operation environment	Temperature 0-70°C, Humidity 85%Rh max
Bolt	14mm (Throw) X 12.7mm (Diameter)
Mechanic life	More than 200,000 times
Safety Measures	(1)Fail-safe electric lock (2)Built-in photo couplers door open push button input contact. Door will lock again automatically when door is not open within 6 seconds.

※ Connections

※ Attention: There are only 2 screws on the back of the panel.



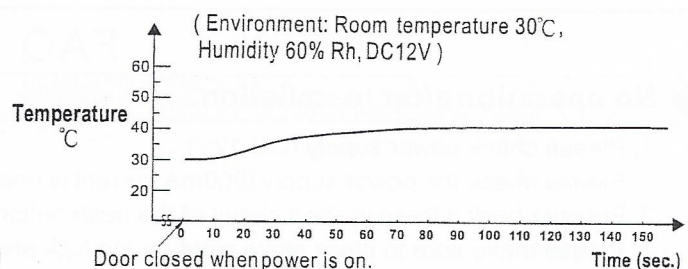
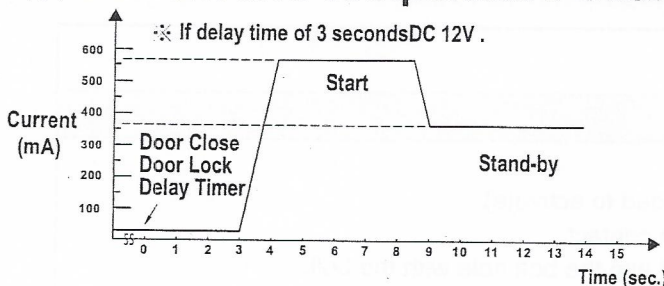
Red:	+
Brown:	-
Green:	Push button input contact
Blue:	COM.
Purple:	N.C.
Yellow:	N.O.

Current input

Push button contact as dry contact. NO voltage input to prevent damage to the unit.

- » SL-135A has NC and COM contacts
- » Door position detection reed is only able to sustain load of 0.25A@30VDC. An external relay is suggested if higher current to control.

※ Current and Temperature Chart

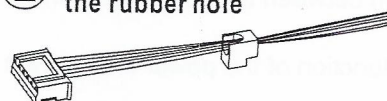
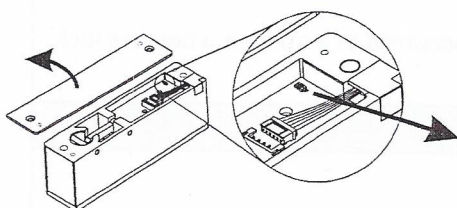


※ Adjusting before installation

- ① Unscrew the top cover, adjust delay time.

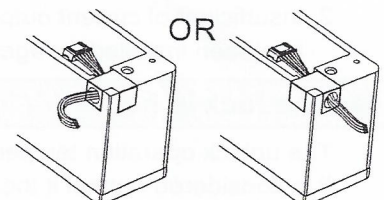
- ② The wires go through the rubber hole

- ③ Wiring direction according to the environment.

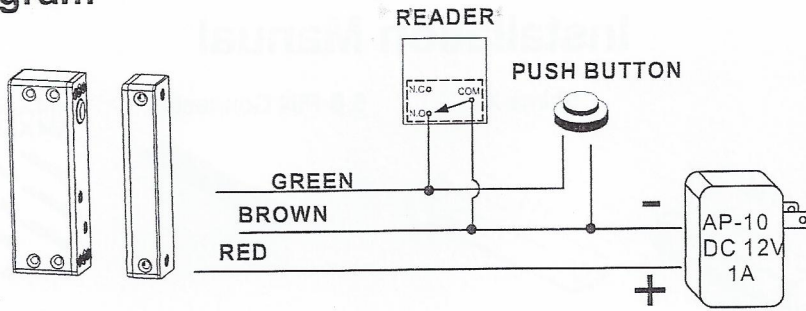


Adjusting automatic lock time:
(Reset after adjusting)

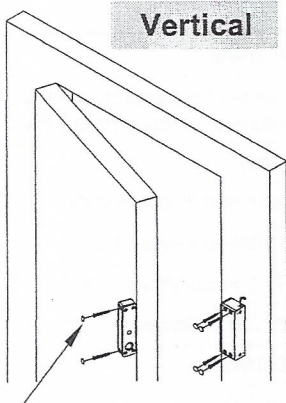
0SEC. 3SEC. (Default)



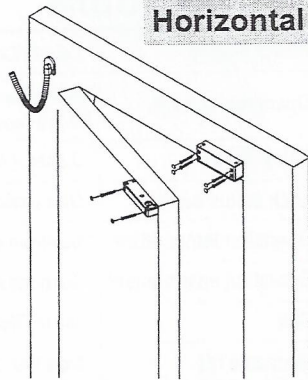
※ Wiring Diagram



※ Installation

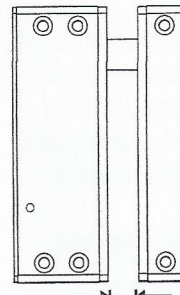


Vertical



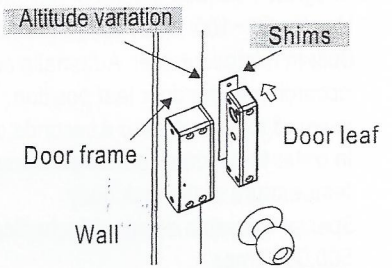
Horizontal

Finally, stick screw stickers.



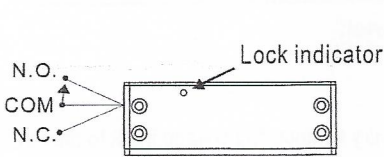
Maximum distance as 6mm.
It is unable to lock if the spacing is exceeding 6mm.

Attention

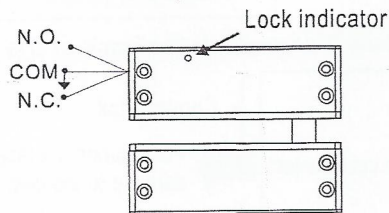


Please use shim when there is an altitude variation at the joint of the doorframe and doorleaf.

※ Door position detection output



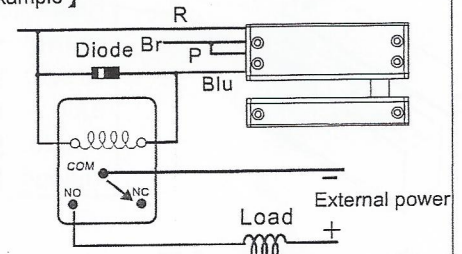
When door is not closed, bolt does not strike, detection output is COM and N.C. connected.
(Not available for SL-135A)



When door is closed, bolt strikes after delay time count, detection output is COM and N.O. connected and lock indicator (green) is on.

It is suggested to use an external relay (COM & NC) if it is exceeding the load of output contact.

【 Example 】



FAQ

◆ No operation after installation.

1. Please check power supply (DC-12V).
Please check the power supply.(600mA current is needed to activate).
2. Please check if there is short circuit of the push button contact.
3. Please make sure to place strike plate on the lock and aim the bolt hole with the bolt.
Please make sure the position of the magnet is right before testing the electric lock.

◆ Continuous locking (bolt strikes and retracts) when the door is closed.

1. The spacing gap is too wide (>6mm) between the unit and the magnetic panel which is unable to detect the correct position.
2. Insufficient of current output or malfunction of the power if this event occurred in a sudden when the lock has been installed for ages.

◆ The lock is hot.

The unlock operation temperature of the lock is normally within 45°C.
It is considered normal if the temperature is within 45°C.